VAN STAAL

VAN STAAL
VR1125 PART DIAGRAM

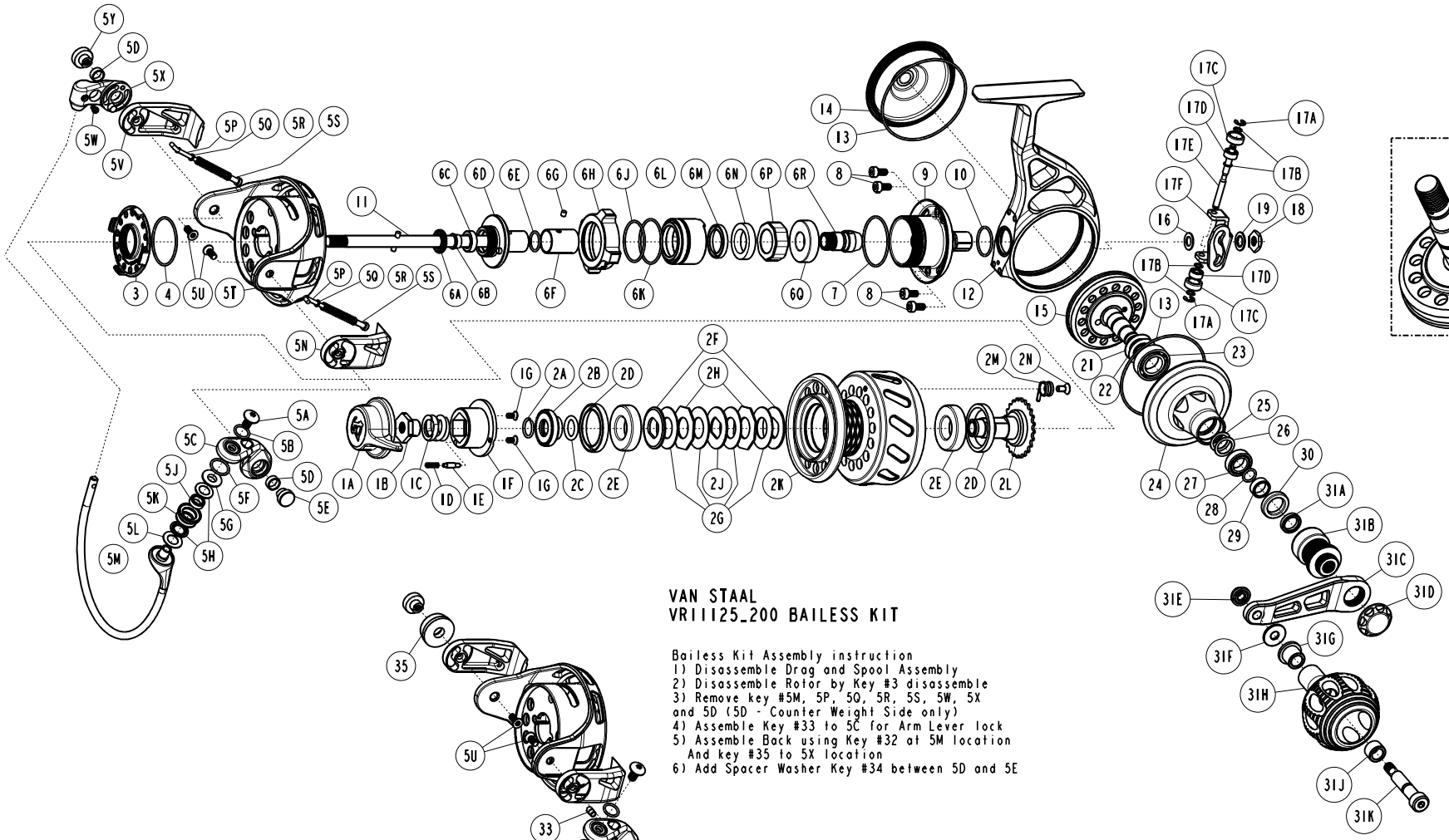

GEAR KIT

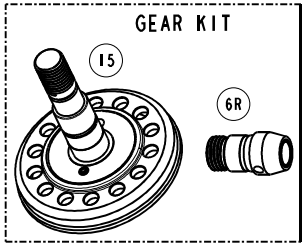

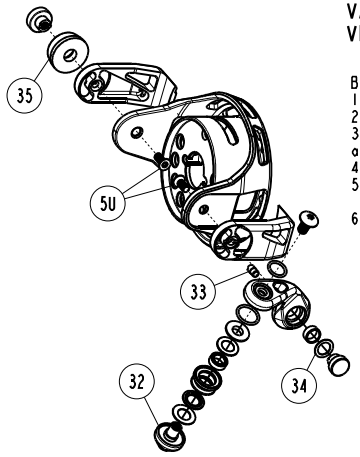

VAN STAAL
VR1125_200 BAILESS KIT

Bailess Kit Assembly instruction
1) Disassemble Drag and Spool Assembly
2) Disassemble Rotor by Key #3 disassemble
3) Remove key #5M, 5P, 5Q, 5R, 5S, 5W, 5X and 5D (5D - Counter Weight Side only)
4) Assemble Key #33 to 5C for Arm Lever lock
5) Assemble Back using Key #32 at 5M location And key #35 to 5X location
6) Add Spacer Washer Key #34 between 5D and 5E

WARNING: Cancer and Reproductive Harm – www.P65Warnings.ca.gov

Van Staal VRII175 Part List

Key No.	Description	Part No. SAP No.	Part No. VRII175	Q'TY	Key No.	Description	Part No. SAP No.	Part No. VRII175	Q'TY
1	Drag Knob Assembly include	1646375	VR332-92	1	6L	Clutch Housing	1535011	VR038-01	1
	1A - Drag Knob	1646379	VR032-92	1	6M	Main Seal	1535348	VR252-02	1
	1B - Drag Nut	1577305	VS066-01	1	6N	Clutch Support Bearing	1534402	BGRS5	1
	1C - Drag Spring	1534950	VBQ043-01	1	6P	One Way Clutch	1535349	VR063-02	1
	1D - Drag Click Spring	1534550	SH049-01	1	6Q	Pinion Gear Ball Bearing	1538484	BGR02	1
	1E - Drag Click Pawl	1534964	VBQ149-01	1	7	Lock Ring O-Ring	1535034	VR101-01	1
	1F - Drag Knob Cap	1646380	VR071-01	1	8	Body Neck Screw	1535018	VR054-01	4
	1G - Drag Knob Cap Screw	1534506	HX107-04	2	9	Body Neck Assembly	1535059	VR341-01	1
2	Spool Assembly (Kit) include	1646388	VR321-86	1	10	Body Neck O-Ring	1535047	VR164-01	1
	2A - Spool Retainer Ring	1534872	SR3041	1	11	Spool Shaft Assembly	1558223	VS315-01	1
	2B - Spool Retainer	1535191	VSB2024-B	2	12	Body	1558166	VR001-50	1
	2C - Spool Retainer O-Ring	1534519	ORR3	1	13	Body Cover O-Ring	1535087	VS145-01	2
	2D - Drag Seal	1534529	OSPR3	2	14	Service Cover	1535004	VR024-01	1
	2E - Spool Ball Bearing	1534401	BGRS3	2		Gear Kit	1542717	VR4312-01	1
	2F - Drag "D" Washer - Chamfered	1558164	VP080-01	2		6R - Pinion Gear Assembly			
	2G - Drag Disc	1558163	VP039-01	4		15 - Drive Gear Assembly			
	2H - Drag Octagon Washer	1558165	VP081-01	2	16	Spool Shaft Spacer	1535006	VR026-01	1
	2J - Drag "D" Washer	1558186	VR045-01	1	17	O/S Slider Assembly (Kit) include	1535065	VR4025-01	1
	2K - Spool	1646400	VR021-86	1		17A - E-Clip	1534512	NX092-01	2
	2L - Spool Hub	1646405	VS213-10	1		17B - O/S Slider Bearing Spacer	1535007	VR029-01	4
	2M - Clicker Sub Assembly	1538523	SR1058-1	1		17C - O/S Slider Bearing Wear Ring	1535038	VR106-01	2
	2N-Flat Socket Head Screw	1534543	SCFH2	1		17D - O/S Slider Bearing	1535352	XX117-03	2
3	Rotor Nut	1534988	VR006-01	1		17E - O/S Slider Bearing Shaft	1535041	VR115-01	1
4	Rotor Nut O-Ring	1535042	VR145-01	1		17F - O/S Slider	1535005	VR025-01	1
5	Rotor Assembly (Kit) include	1646408	VR4009-40	1	18	M5x0.8 Hex Nut	1534993	VR014-01	1
	5A - Line Slider Screw	1535039	VR108-01	1	19	Teeth Washer	1535239	WSLCIT1	1
	5B - Line Slider Screw O-Ring	1535091	VS164-01	1	21	Drive Gear Adjust Washer	1534480	DF035-02	0
	5C - Bail Arm Lever	1534989	VR007-01	1	22	Drive Gear Adjust Washer	1534481	DF035-05	0
	5D - Arm Lever Bushing	1535045	VR158-01	2	23	Gear Bearing	1553415	CF017-05	1
	5E - Arm Lever Cap	1646412	VR113-03	1	24	Body Cover	1535003	VR023-01	1
	5F - Arm Lever O-Ring	1535079	VS101-01	1	25	Body Cover Ball Bearing Adjust Washer	1535029	VR084-01	0
	5G - Line Roller Spacer "A"	1534995	VR016-01	1	26	Body Cover Ball Bearing Adjust Washer	1535030	VR084-02	0
	5H - Line Roller Seal	1535050	VR262-01	2	27	Body Cover Ball Bearing	1535249	TW058-06	1
	5J - Line Roller Ball Bearing	1553416	CT157-06	1	28	Handle Sleeve O-Ring	1535033	VR098-01	1
	5K - Line Roller	1646413	VR004-02	1	29	Handle Sleeve	1535085	VS110-01	1
	5L - Line Roller Spacer "B"	1535035	VR102-01	1	30	Gear Shaft Seal	1535084	VS109-01	1
	5M - Bail	1646416	VR047-32	1	31	Handle Assembly include	1646424	VS318-01	1
	5N - Bail Spring Cover Support "A" or "B"	1535013	VR046-01	1		31A - Handle Stand Insert	1535090	VS158-01	1
	5P - Bail Spring Link	1535072	VS095-01	2		31B - Handle Stand	1535350	VS058-02	1
	5Q - Bail Spring Spacer	1535014	VR048-01	2		31C - Handle Arm	1646428	VS018-01	1
	5R - Bail Spring	1535002	VR022-01	2		31D - Handle Cap	1535351	VS054-02	1
	5S - Bail Spring Pivot	1535032	VR095-01	2		31E - Handle Knob Nut	1534865	SR3031P	1
	5T - Rotor	1534991	VR009-30	1		31F - Handle Washer	1534753	SR2078	1
	5U - Bail Spring Cover Screw	1535019	VR057-01	2		31G - Flanged Bushing	1534864	SR3030	1
	5V - Bail Spring Cover Support "A" or "B"	1558210	VRL046-01	1		31H - Power Grip Handle Knob	1646443	VS013-01	1
	5W - Bail Holder Screw	1535017	VR051-01	1		31J - Plain Bushing	1534863	SR3029	1
	5X - Bail Holder	1646422	VR017-20	1		31K - Handle Knob Shaft	1646445	VSB005-01	1
	5Y - Bail Holder Cap	1535086	VS113-01	1					
6A	Spool Shaft Guide Seal	1535345	VR171-10	1					
6B	Spool Shaft Bearing Bushing	1535049	VR259-01	1		Wrench - Service Cover	1535462	VR170-01	1
6C	Spool Shaft Bearing	1535355	CH027-06	1					
6D	Spool Shaft Guide Assembly	1535062	VR375-01	1					
6E	Spool Shaft Guide O-Ring	1535079	VS101-01	1		**Bailess Kit**	**1646436**	**VR4010-03**	**1**
6F	Clutch Sleeve	1535346	VR139-02	1	32	Line Slider - Bailess	1538578	VS010-01	1
6G	Clutch Sleeve Pin	1535044	VR149-01	1	33	Arm Lever Locking Pin	1535031	VR085-01	1
6H	Lock Ring	1535347	VS122-01	1	34	Arm Lever Spacer Washer	1538570	VR109-01	1
6J	Clutch Housing O-Ring "B"	1534524	ORR8	1	35	Counter Weight	1646447	VS017-10	1
6K	Clutch Housing O-Ring "A"	1535166	VSB1591	1	5U	Bail Spring Cover Screw	1535019	VR057-01	2